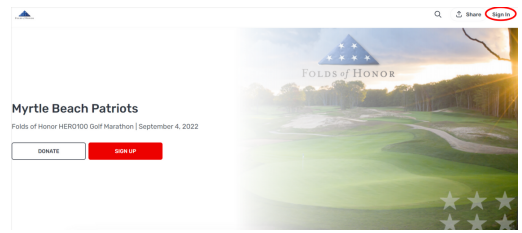


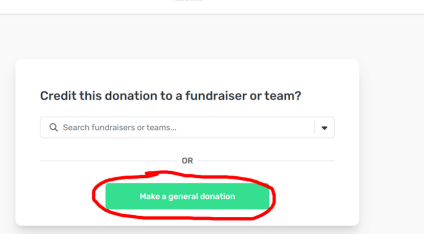
HOW TO ADD AN ONLINE GIFT

STEP 1

VISIT THE BOX IN THE TOP RIGHT HAND CORNER OF YOUR PAGE AND LOG IN USING YOUR CREDENTIALS.



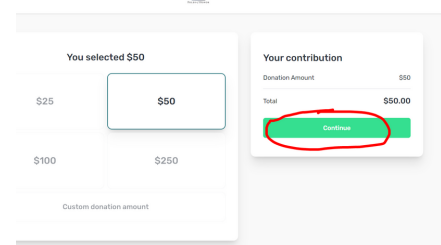
STEP 2



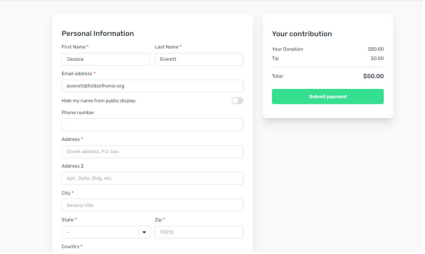
IF THE DONATION CREDITS THE TEAM SELECT "MAKE A GENERAL DONATION." IF THE DONATION CREDITS YOU AS AN INDIVIDUAL ON THE PAGE, CLICK ON THE SEARCH BAR AND FIND YOUR FUNDRAISER.

STEP 3

SELECT A DOLLAR DONATION AMOUNT AND CLICK "CONTINUE".



STEP 4



ENTER THE GIFT INFORMATION AND HIT "SUBMIT PAYMENT" TO DONATE TO THE FUNDRAISER .

NOTE: UPON COMPLETION OF YOUR ACTIVITY, ALL OFFLINE GIFTS WILL NEED TO BE MAILED TO FOLDS OF HONOR ALONG WITH OUR DONATION FORM, WHICH INCLUDES THE MAILING ADDRESS.